










click name to post comments			LIB	CPC	NDP	GRN	
THE NORTH	1	NU NUNAVUT	3,297 44.3%	1,313 17.6%	1,538 20.7%	107 1.4%	
	2	YK YUKON	4,847 38.7%	3,019 24.1%	3,905 31.2%	333 2.7%	
	3	NT WESTERN ARTIC	4,374 32.4%	2,745 20.4%	6,005 44.6%	327 2.4%	
TOTALS			12,518	7,077	11,449	766	

RIDING SEATS	2	0	1	0
% OF VOTES	39.4%	22.2%	36.0%	2.4%
% OF SEATS	66.7%	0.0%	33.3%	0.0%

-  SEAT CHANGE FROM 2004
-  SUPER MAJORITY (66.6%+)
-  MAJORITY WIN (50%+)
-  SAFE WIN (>10% MARGIN)
-  CLOSE WIN (5-10% MARGIN)
-  NARROW WIN (<5% MARGIN)