














ROLLING AVERAGE


click name to post comments			LIB	CPC	NDP	GRN	
RURAL ALBERTA	17	AB <a href="#">PEACE RIVER</a>	9,350 21.6%	25,650 59.3%	6,222 14.4%	2,159 5.0%	
	18	AB <a href="#">FORT McMURRAY-ATHABASCA</a>	7,319 24.6%	17,317 58.2%	4,186 14.1%	1,602 5.4%	
	19	AB <a href="#">YELLOWHEAD</a>	4,650 12.0%	25,692 66.5%	5,820 15.1%	2,611 6.8%	
	20	AB <a href="#">WESTLOCK-ST. PAUL</a>	9,439 23.9%	23,624 59.7%	4,778 12.1%	2,115 5.3%	
	21	AB <a href="#">VEGREVILLE-WAINWRIGHT</a>	5,666 12.3%	32,835 71.4%	4,841 10.5%	3,068 6.7%	
	22	AB <a href="#">CROWFOOT</a>	3,897 8.3%	36,992 78.8%	4,311 9.2%	1,889 4.0%	
	23	AB <a href="#">WETASKIWIN</a>	6,623 15.5%	29,230 68.6%	4,062 9.5%	2,727 6.4%	
	24	AB <a href="#">RED DEER</a>	5,563 12.4%	32,569 72.7%	4,521 10.1%	2,232 5.0%	
	25	AB <a href="#">WILD ROSE</a>	6,254 13.2%	32,015 67.8%	5,086 10.8%	3,998 8.5%	
	26	AB <a href="#">MACLEOD</a>	5,499 12.8%	31,327 72.7%	3,061 7.1%	2,951 6.8%	
	27	AB <a href="#">LETHBRIDGE</a>	10,535 22.2%	29,100 61.2%	4,908 10.3%	1,357 2.9%	
	28	AB <a href="#">MEDICINE HAT</a>	4,569 11.5%	29,407 74.0%	4,548 11.5%	1,577 4.0%	


 SEAT CHANGE FROM 2004

 SUPER MAJORITY (66.6%+)

 MAJORITY WIN (50%+)

 SAFE WIN (>10% MARGIN)

 CLOSE WIN (5-10% MARGIN)

 NARROW WIN (<5% MARGIN)

**TOTALS** 79,363 345,757 56,344 28,287

RIDING SEATS	0	12	0	0
% OF VOTES	15.6%	67.8%	11.1%	5.5%
% OF SEATS	0.0%	100.0%	0.0%	0.0%