


















			LEGER				
			LIB	CPC	NDP	GRN	
RURAL ALBERTA	17	AB PEACE RIVER	11,443 26.5%	22,278 51.5%	5,811 13.4%	3,284 7.6%	
	18	AB FORT McMURRAY-ATHABASCA	8,497 28.6%	15,576 52.3%	3,740 12.6%	2,375 8.0%	
	19	AB YELLOWHEAD	6,179 16.0%	23,432 60.7%	5,240 13.6%	3,616 9.4%	
	20	AB WESTLOCK-ST.PAUL	11,180 28.3%	21,309 53.9%	4,402 11.1%	3,144 7.9%	
	21	AB VEGREVILLE-WAINWRIGHT	7,688 16.7%	30,146 65.6%	4,404 9.6%	4,263 9.3%	
	22	AB CROWFOOT	5,962 12.7%	35,161 74.9%	3,865 8.2%	3,109 6.6%	
	23	AB WETASKIWIN	8,499 19.9%	26,736 62.7%	3,657 8.6%	3,836 9.0%	
	24	AB RED DEER	7,534 16.8%	29,948 66.9%	4,096 9.1%	3,396 7.6%	
	25	AB WILD ROSE	8,332 17.6%	28,332 60.0%	4,637 9.8%	5,226 11.1%	
	26	AB MACLEOD	7,585 17.6%	28,805 66.8%	2,953 6.8%	4,072 9.4%	
	27	AB LETHBRIDGE	12,627 26.6%	27,246 57.3%	4,789 10.1%	2,593 5.5%	
	28	AB MEDICINE HAT	6,317 15.9%	27,084 68.2%	4,171 10.5%	2,610 6.6%	


 SEAT CHANGE FROM 2004

 SUPER MAJORITY (66.6%+)

 MAJORITY WIN (50%+)

 SAFE WIN (>10% MARGIN)

 CLOSE WIN (5-10% MARGIN)

 NARROW WIN (<5% MARGIN)

TOTALS 101,842 316,053 51,766 41,524

RIDING SEATS	0	12	0	0
% OF VOTES	19.8%	61.4%	10.1%	8.1%
% OF SEATS	0.0%	100.0%	0.0%	0.0%