


















| | | | LEGER | | | | |
|---------------|----|----------------------------|-----------------|-----------------|----------------|----------------|--|
| | | | LIB | CPC | NDP | GRN | |
| RURAL ALBERTA | 17 | AB PEACE RIVER | 10,967 25.4% | 24,007 55.5% | 4,964 11.5% | 3,284 7.6% |  |
| | 18 | AB FORT McMURRAY-ATHABASCA | 8,229 27.7% | 16,469 55.3% | 3,026 10.2% | 2,375 8.0% |  |
| | 19 | AB YELLOWHEAD | 5,832 15.1% | 24,591 63.7% | 4,313 11.2% | 3,616 9.4% |  |
| | 20 | AB WESTLOCK-ST.PAUL | 10,784 27.3% | 22,496 56.9% | 3,626 9.2% | 3,144 7.9% |  |
| | 21 | AB VEGREVILLE-WAINWRIGHT | 7,228 15.7% | 31,525 68.6% | 3,503 7.6% | 4,263 9.3% |  |
| | 22 | AB CROWFOOT | 5,493 11.7% | 36,100 76.9% | 2,945 6.3% | 3,109 6.6% |  |
| | 23 | AB WETASKIWIN | 8,072 18.9% | 28,015 65.7% | 2,821 6.6% | 3,836 9.0% |  |
| | 24 | AB RED DEER | 7,086 15.8% | 31,292 69.9% | 3,218 7.2% | 3,396 7.6% |  |
| | 25 | AB WILD ROSE | 7,860 16.6% | 30,220 64.0% | 3,712 7.9% | 5,226 11.1% |  |
| | 26 | AB MACLEOD | 7,111 16.5% | 30,098 69.8% | 2,349 5.4% | 4,072 9.4% |  |
| | 27 | AB LETHBRIDGE | 12,151 25.6% | 28,196 59.3% | 4,124 8.7% | 2,593 5.5% |  |
| | 28 | AB MEDICINE HAT | 5,920 14.9% | 28,275 71.2% | 3,393 8.5% | 2,610 6.6% |  |


 SEAT CHANGE FROM 2004

 SUPER MAJORITY (66.6%+)

 MAJORITY WIN (50%+)

 SAFE WIN (>10% MARGIN)

 CLOSE WIN (5-10% MARGIN)

 NARROW WIN (<5% MARGIN)

TOTALS 96,733 331,285 41,995 41,524

| | | | | |
|--------------|-------|--------|------|------|
| RIDING SEATS | 0 | 12 | 0 | 0 |
| % OF VOTES | 18.8% | 64.3% | 8.1% | 8.1% |
| % OF SEATS | 0.0% | 100.0% | 0.0% | 0.0% |